
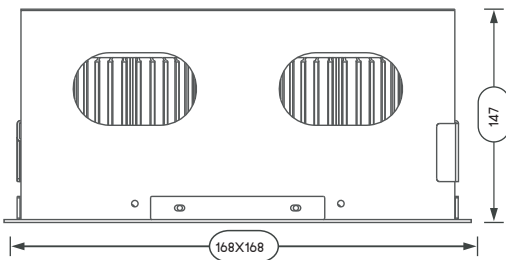


Housing AL. Die-Casting with Electrostatic Powder Coating and Reflector AL. Anodized Specular Silver

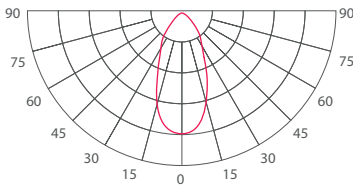


AU-DLLED-LZ-D3-7102-B40
AU-DLLED-LZ-D3-7102-B60

 \varnothing 85X85 mm.



LIGHTING DISTRIBUTION CURVE



MODEL	AU-DLLED-LZ-D3-7102-B40	AU-DLLED-LZ-D3-7102-B60
WATT	2x20W	2x30W
Lamp COLOR	3000K	3000K
LUMEN OUTPUT	2x1620LM	2x2000LM
Lamp COLOR	4000K	4000K
LUMEN OUTPUT	2x1700LM	2x2080LM
CRI	>80	>80
BEAM ANGLE	45°	45°